AceThe Ping

Poly-L-Lactic Acid

POLY-L-LACTIC ACID · COLLAGEN STIMULATOR

Reclaim the beauty time has taken away

PLLA collagen stimulator · developed by CHEUN BIOTECH, Korea

140mg **Collagen Boost** Skin booster

420mg **Volume Boost** Filler



CHEUN BIOTECH

PRODUCT LINE-UP

Two models · skin booster and filler



Booster

AceThePing 140mg

Collagen Boost

Skin-booster type

PLLA	50 mg
Particle	D20
Dilution	5–10 mL
Use	Full face · texture · fine lines · pores



Filler

AceThePing 420mg

Volume Boost

Filler type

PLLA	150 mg
Particle	D40
Dilution	5–15 mL
Use	Contour lift · hollows · volume

AceThe Ping
Poly-L-Lactic Acid

ABOUT ACETHEPING

What is AceThePing?

Awakening the skin's own collagen

AceThePing is a poly-L-lactic acid (PLLA) collagen stimulator developed by CHEUN BIOTECH, offered in the two formats the market relies on: a 50 mg skin booster and a 150 mg filler.

Once injected, PLLA microspheres form a scaffold that drives fibroblasts to produce the patient's own collagen, gradually improving elasticity, fine lines and facial volume. Hyaluronic acid in the formula gives initial fullness and helps the PLLA disperse evenly.

2+ yrs
Duration

20 min
Reconstitution

D20 / D40
140mg / 420mg particle size



CHEUN BIOTECH

FORMULATION

Formula

PLLA

Poly-L-lactic acid

Collagen-stimulating active; degrades to water and CO_2

HA

Hyaluronic acid

Initial fullness; helps PLLA disperse evenly



Aseptic freeze-drying · porous microspheres

CMC

Sodium carboxymethylcellulose

Carrier that keeps particles suspended

Mannitol

Cryoprotectant

Stabilizes the spherical freeze-dried particles

PERFORMANCE

Product Performance

Item	AceThePing 140mg	AceThePing 420mg	Product J 50mg	Product S 200mg	Product O 120mg
Ingredient	**PLLA + HA**	**PLLA + HA**	PDLLA + HA	PLLA	PLLA
PLLA content	**50 mg**	**150 mg**	50 mg	150 mg	50 mg
Crystallization	**Strong · lasting**	**Strong · lasting**	Weak	Strong	Strong
Reconstitution	**20 min**	**20 min**	30 min	3–4 h	30 min
Injection force (25G)	**2.0–2.2 N**	**2.0–2.2 N**	2.3–2.6 N	1.5–1.8 N	1.5–1.7 N
Viscosity	**~230 cP**	**~230 cP**	~200 cP	~50 cP	~40 cP
Particle size	**D20**	**D40**	10–100 µm	30–60 µm	30–60 µm
Initial volume	**Partly kept**	**Partly kept**	Partly kept	None	None
Duration	**2+ years**	**2+ years**	1–1.5 years	1.5–2 years	1.5–2 years

Contains HA fullness · dispersion

Fine, uniform particles smooth injection

20-min prep efficient workflow

Source: CHEUN BIOTECH internal tests. Duration varies by individual.

PARTICLE ANALYSIS

Particle Size and Morphology

D20
140mg Collagen Boost particle size

D40
420mg Volume Boost particle size

1.31
420mg Span (smaller = more uniform)

420mg (D40) measured mean size vs reference (μm, smaller is finer)



SEM morphology



AceThePing particles are porous spheres with a large surface area, so water penetrates and disperses well, and low inter-particle binding allows easy, even reconstitution.

Source: CHEUN BIOTECH Product Characteristics Comparison Report; laser diffraction and SEM.

HYDRATION & PHYSICOCHEMICAL

Hydration Stability and Properties

10 minutes after hydration



AceThePing | Reference

2 hours after hydration



AceThePing | Reference

AceThePing stays evenly suspended long after hydration with little sedimentation, making drawing and injection easier.

Analysis	AceThePing	Reference	Result
FT-IR peaks	1800 / 1210 / 1070 cm^{-1}	Same	Same chemistry
DSC melting point Tm	173.65 ℃	177.12 ℃	Similar thermal behavior
GPC mean molecular weight	63,243 g/mol	81,069 g/mol	Similar polydispersity

BIOCOMPATIBILITY

Animal Study · Biocompatibility

12 weeks

Observed after a single 420mg subcutaneous injection in mice

- Minimal inflammatory response
- No notable foreign-body granulomas, cysts or fibrosis
- Natural new collagen at the injection site
- Epidermis and dermis remained intact
- Good tissue compatibility in both superficial and deep injection

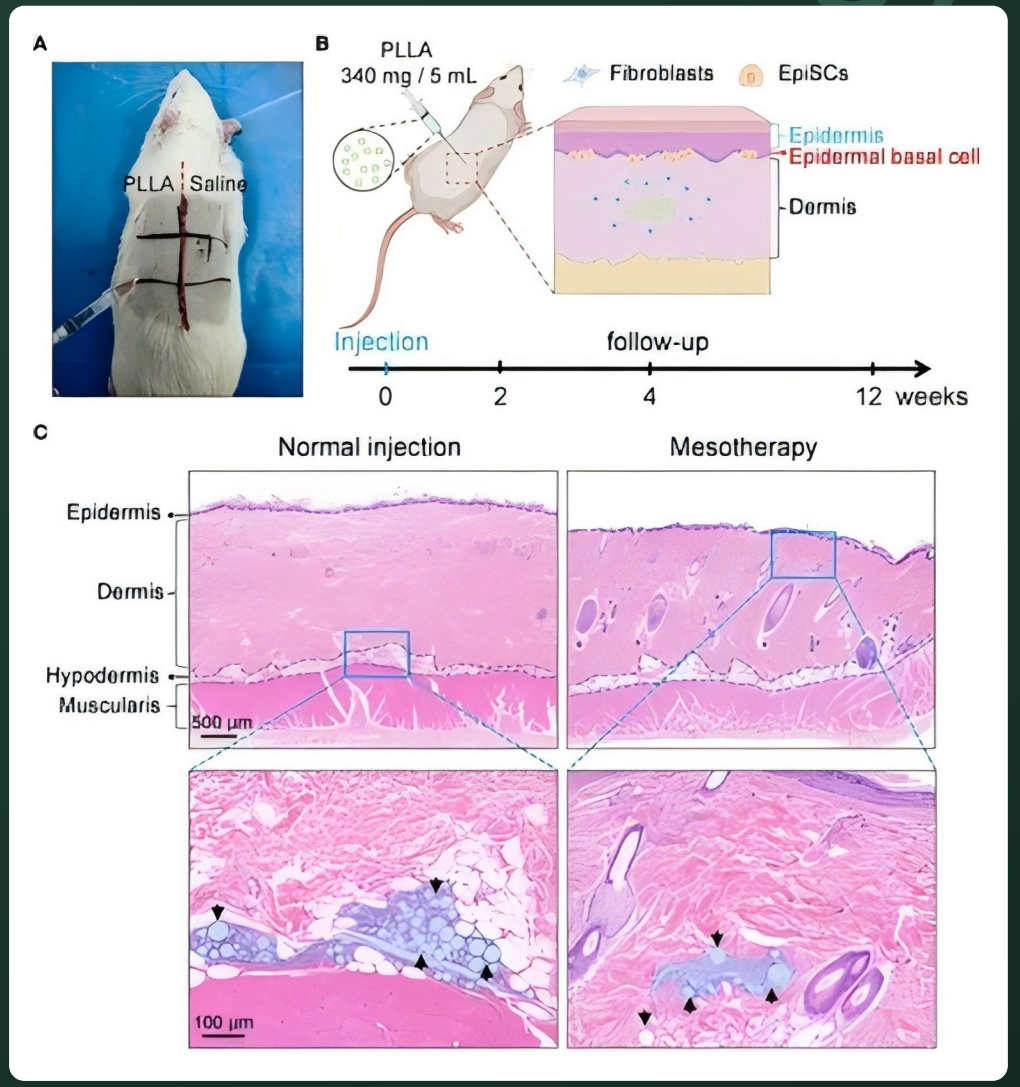

* Animal study results for reference only; not human clinical outcomes.

MECHANISM

Mechanism · Your Own Collagen

1

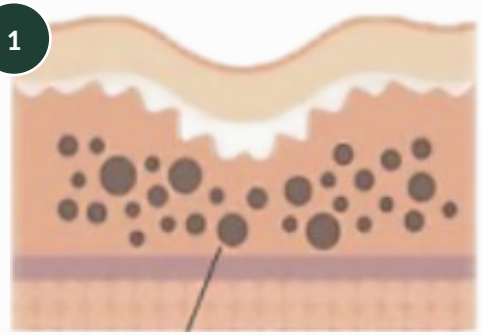

Before: collagen loss, laxity and hollows

2

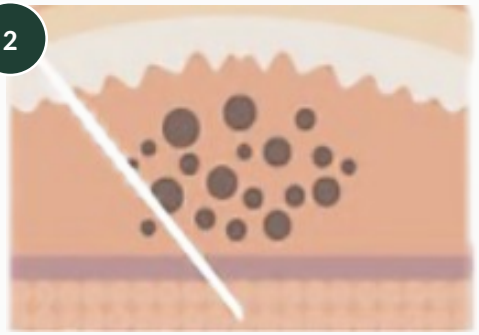

Injection: PLLA spread in the target plane

3

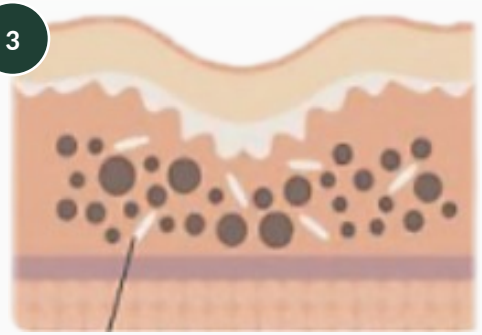

Within days: water absorbed, PLLA remains

4

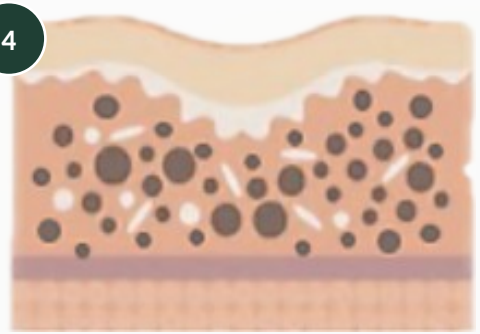

PLLA stimulates fibroblasts to make collagen

5

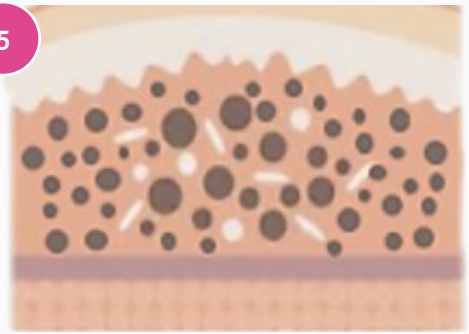

From ~6 weeks: volume and firmness appear

6

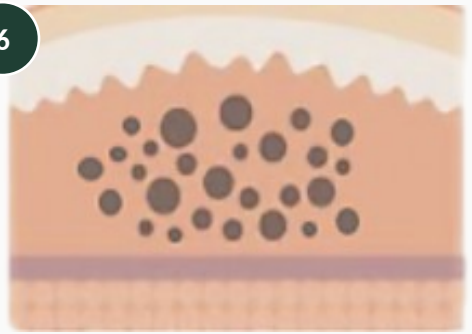

PLLA degrades to water and CO_2; collagen stays

RECONSTITUTION

Dilution and Preparation

140mg Collagen Boost

5–10 mL

Total volume

Manual booster	5–6 mL
Injector (9-pin)	8–10 mL
RF microneedle / Mirajet	8–10 mL

420mg Volume Boost

5–15 mL

Total volume

Supraperiosteal support	5–8 mL
Subcutaneous fanning	8–12 mL
Large area / thin skin	12–15 mL

※ Higher dilution spreads more evenly for large areas; lower dilution gives more support and is for the supraperiosteal plane only.

Diluent (choose one)

- A 0.9% normal saline (preservative-free)
- B 0.9% saline + 1 mL 2% lidocaine



1. **Add diluent**
   Slowly along the vial wall
2. **FILLER MIXER 20 min**
   Mix until fully dissolved
3. **Draw with 18G / 20G needle**
   Right after mixing, no clogging
4. **Switch to injection needle**
   Re-shake while injecting

INJECTION PLANES

Injection Planes and Depth

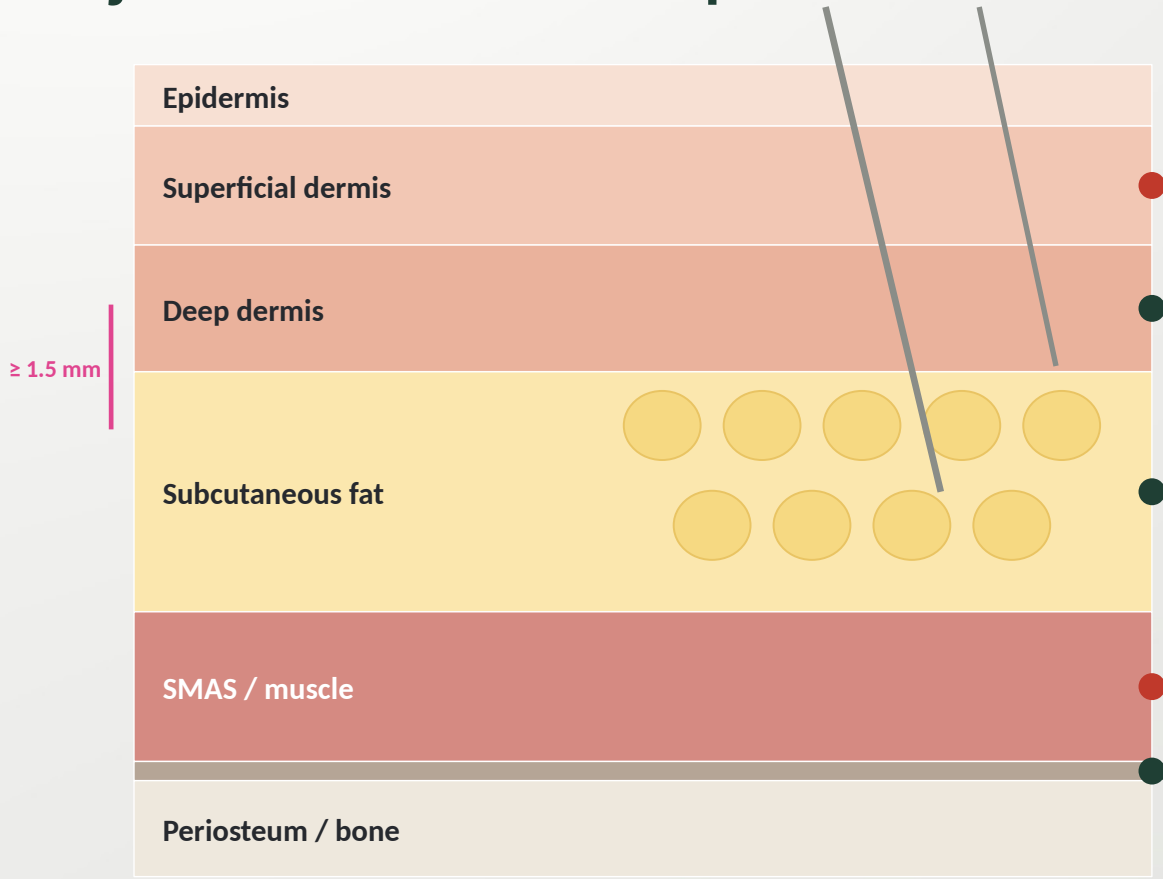

Too shallow	Epidermis / superficial dermis: blanching, papules, nodules
140mg booster	Deep dermis–subdermal junction (≥ 1.5 mm)
420mg fanning	Subcutaneous fat · 25G cannula fan
Never / avoid	Intravascular; dynamic muscles of lips and eyes
420mg support	Supraperiosteal · 27G needle · aspirate

CONTOUR LIFTING

Contour Lifting · Points and Doses



● Supraperiosteal ━ Subcutaneous fan ┅ Linear retrograde

420mg · reference dose per side (diluted 8–10 mL)

Point	Plane	Tool / technique	Dose
① Temple	Supraperiosteal	27G needle · to bone · aspirate	0.1–0.2 mL × 2–4
② Pre-auricular	Subcutaneous	25G 50 mm cannula · fanning	1.0–1.5 mL
③ Mandibular angle	Supraperiosteal	27G needle · 1–2 points	0.1–0.2 mL/pt
④ Jawline	Subcutaneous	25G cannula · linear retrograde	0.5–1.0 mL
⑤ Lateral zygoma	Supraperiosteal	27G needle · 2–3 points	0.1–0.2 mL/pt

About 2–4 mL per side | One 420mg vial (10 mL) ≈ both sides, one session

FANNING TECHNIQUE

Fanning Lift Technique

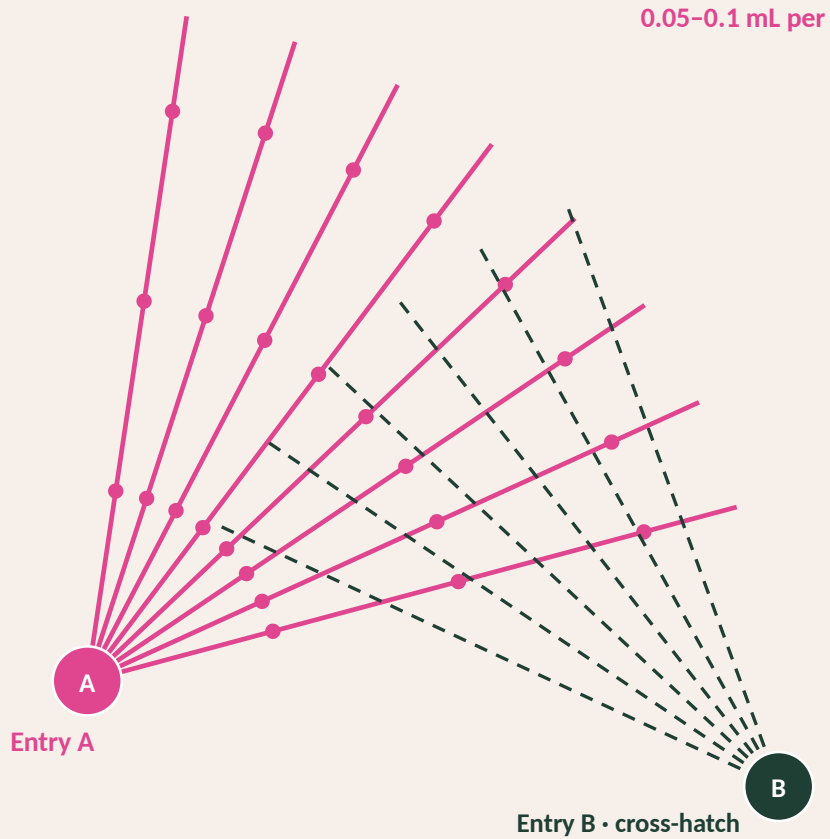

1 Mark

Seated: hollows, lift vectors, danger zones (facial / superficial temporal artery)

2 Entry

Local anesthesia, 23G pilot hole, 25G 50 mm cannula into subcutis

3 Fan

6–10 tunnels fanning from the entry point

4 Retrograde

0.05–0.1 mL per tunnel, steady; nothing at the apex

5 Cross-hatch

If needed, fan from a 2nd entry to form a grid

6 Massage as you go

Massage every 3–4 passes and at the end

- ✓ ≤ 0.1–0.2 mL per push
- ✓ One plane; aspirate first
- ✓ No overcorrection
- ✓ Avoid lips, eyes, parotid / masseter

SKIN BOOSTER

Collagen Boost · Full Face

Manual Needle

Dilution	5–6 mL
Needle	30–32G 4 mm · bevel up · 10–15°
Depth	≥ 1.5 mm (deep dermis–subdermal junction)
Per point	0.01–0.02 mL (small bleb)
Spacing	0.5–1 cm
Full face	200–300 points / 1 vial

Injector 9-pin

Dilution	8–10 mL
Depth	≥ 1.5 mm (1.5–2.0 mm advised)
	Adjust on thin skin: forehead, neck
Per shot	0.03–0.05 mL (all 9 pins)
Vacuum	On · pins flat on skin
Full face	1 pass / 1 vial · less on thin areas

Ultra-fine 140mg · multiple methods

Injector | RF microneedle | Mirajet | Needle / cannula

! Shake the syringe every 5–10 min to avoid settling; not for lips; tear trough only with a 27–32G cannula, subcutaneous, small amounts.

TREATMENT PLAN

Treatment Plan

140mg Collagen Boost

Sessions	3–4
Interval	Every 1 month
Per session	1 vial · full face
Maintenance	After 12 months



420mg Volume Boost

Sessions	2–3
Interval	Every 3 months
Per session	1 vial · by area
Maintenance	After ~24 months



Areas: full face including forehead, temples and tear trough (tear trough with a 27–32G cannula, subcutaneous)

Immediate	4–6 weeks	3–6 months	2+ years
Initial fullness	Collagen starts	Visible results	Lasting effect

AFTERCARE

Aftercare and Precautions

The 5-5-5 massage rule

5 days

5 times / day

5 min each

For 5 days, gently massage from the center outward to spread the PLLA evenly and help prevent nodules.

After treatment

- Keep clean, no makeup for 24 hours
- No sauna, hard exercise or alcohol for 1 week
- Mild redness or bruising fades in days
- Return if lumps or lasting pain appear

Contraindications

- Allergy to any ingredient
- Infection or inflammation at the site
- Pregnancy and breastfeeding
- Caution: keloid tendency, autoimmune disease

AceThe Ping

Poly-L-Lactic Acid

Together, let's reclaim the beauty time has taken away

Thank you for your interest and support



CHEUN BIOTECH

www.cheunbiotech.com

CHEUN BIOTECH Co., Ltd. · Republic of Korea